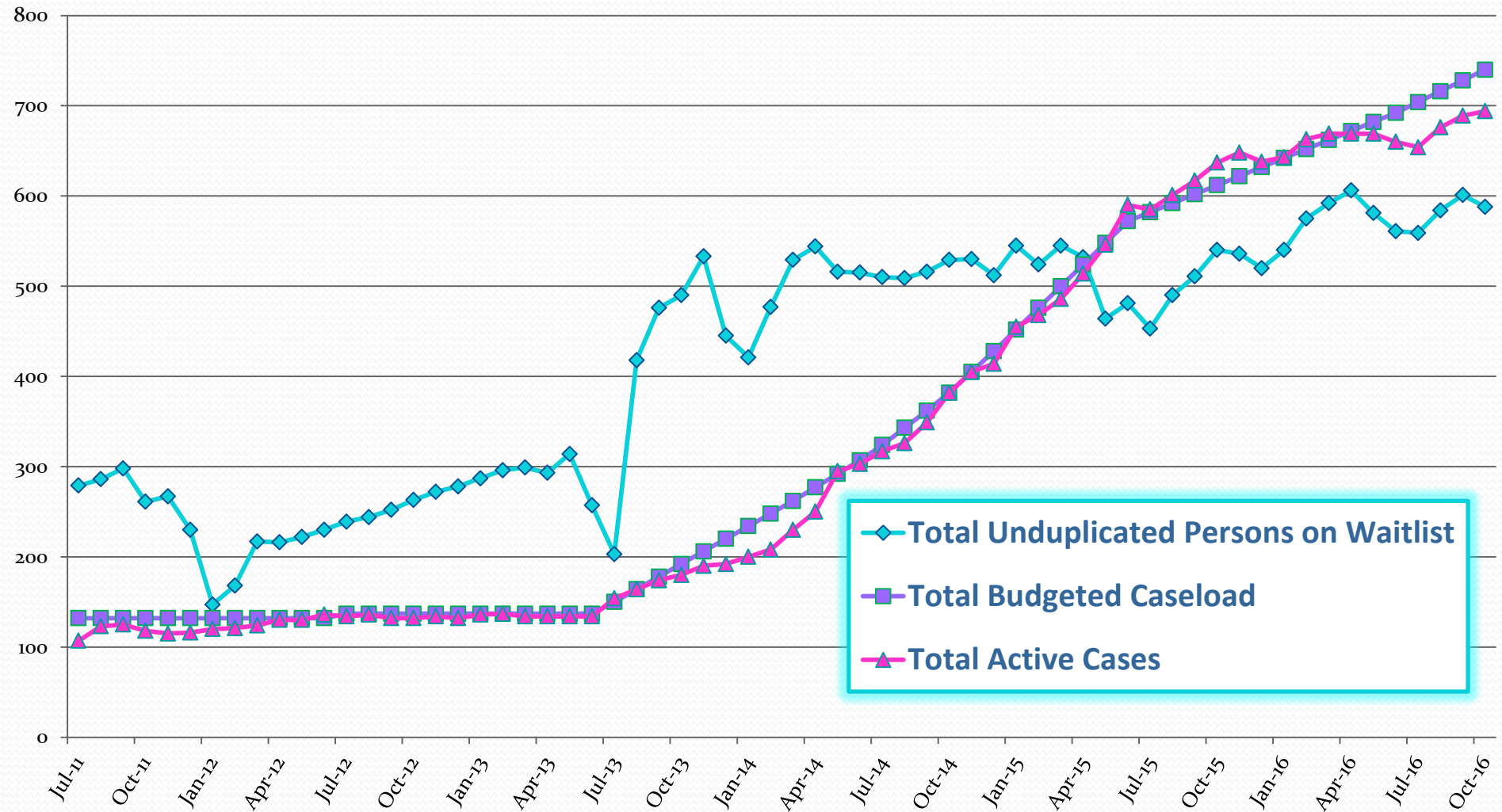


# ATAP Caseload

# ATAP

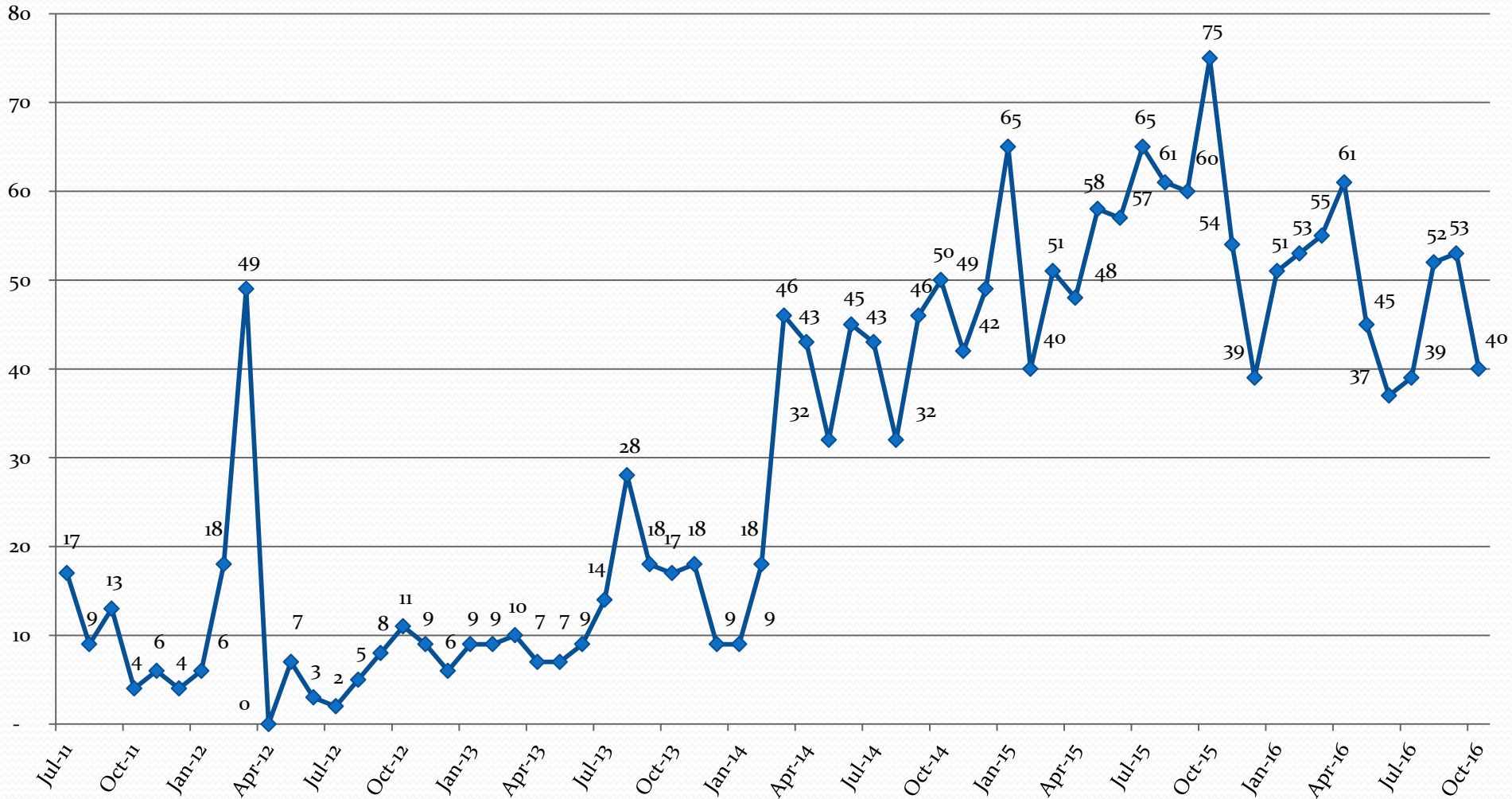
- October Monthly caseload to date (10/23/16)
  - 40 new applications
  - 16 new children received services
  - 694 active children, average age: 8
  - 588 total children waiting, average age: 7
  - Average wait time: 264 days
  - 5 cases closed

# ATAP Caseload Growth



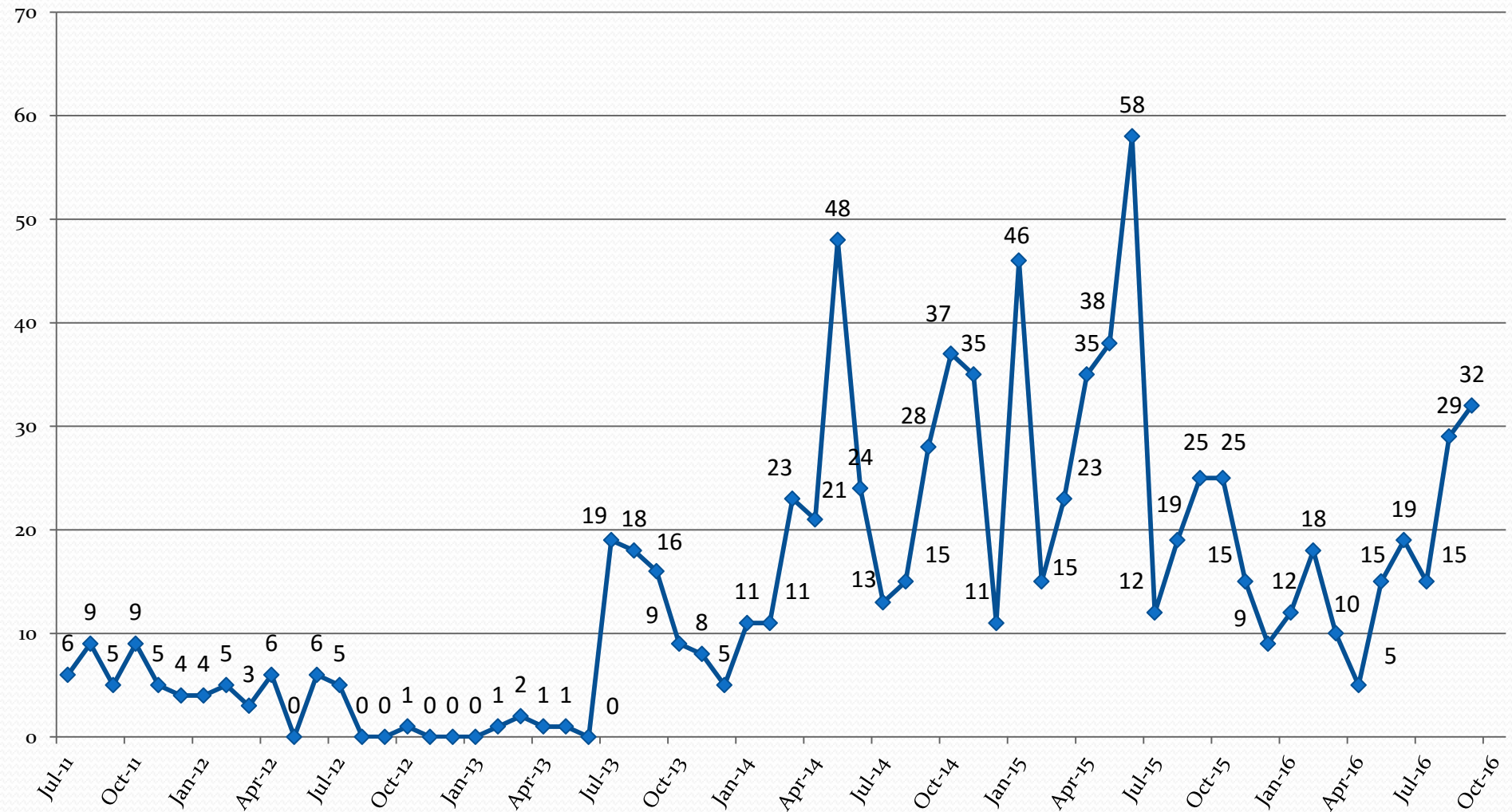
# Referrals to date

## New Applications



# New Cases

## Children placed in Active status



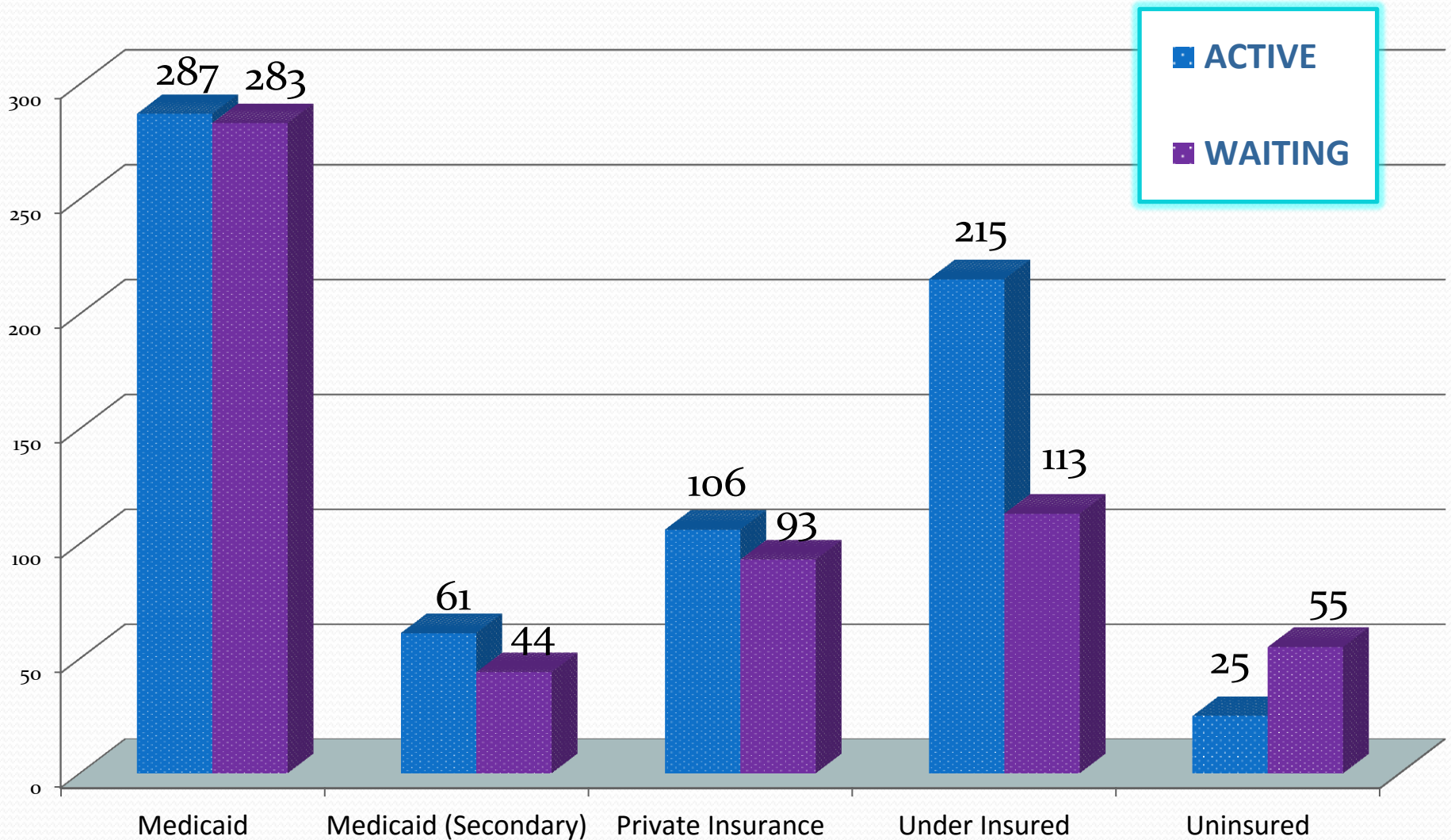
# Active Children by Age

Age	Comprehensive	Insurance	Social Skills	Basic	Extensive	Therapeutic	Transition	Grand Total
1 Year old	1							1
2 Years old	6	5						11
3 Years old	32	17						49
4 Years old	54	16		2	1	1		74
5 Years old	51	6			2	1		60
6 Years old	50	10						60
7 Years old	47	17		2	12			78
8 Years old	20	6	5	4	23			58
9 Years old	24	10	1		31			66
10 Years old	7	1	2	2	30			42
11 Years old	3	6	2	5	30		1	47
12 Years old	2	5	1	7	25			40
13 Years old		9	5	3	18	1		36
14 Years old	2	6	4	5	8	1		26
15 Years old		2		2	12	1		17
16 Years old		3	1	3	3		1	11
17 Years old		5	2	1	3			11
18 Years old		2		2			1	5
19 Years old		1		1				2
<b>Grand Total</b>	<b>299</b>	<b>127</b>	<b>23</b>	<b>39</b>	<b>198</b>	<b>5</b>	<b>3</b>	<b>694</b>

# Waiting Children by Age

Age	Comprehensive	Insurance	Undetermined	Social Skills	Basic	Extensive	Therapeutic	Grand Total
1 Year old			2					2
2 Years old	6	15	29					50
3 Years old	48	24	43					115
4 Years old	22	11	29					62
5 Years old	15	18	26					59
6 Years old	17	5	16					38
7 Years old	8	10	18			3		39
8 Years old		3	9		1	19	1	33
9 Years old		6	15			22		43
10 Years old		7	7			11		25
11 Years old		5	14		1	19		39
12 Years old		4	8			10		22
13 Years old		2	4	1	3	7		17
14 Years old		4	6	2		5		17
15 Years old		1	3		3	4		11
16 Years old		1	5		2	3		11
17 Years old		1	2		1	1		5
<b>Grand Total</b>	<b>116</b>	<b>117</b>	<b>236</b>	<b>3</b>	<b>11</b>	<b>104</b>	<b>1</b>	<b>588</b>


# Insurance Coverage Availability





# Interventionist to RBT changes

Total Paraprofessionals



The population of total interventionist to RBT's has increased by 1% from last month

# Medicaid Status Update

- Total number of Medicaid Active 347
  - Medicaid FFS (including Katie Beckett & Nevada Check Up)
    - 284 children
  - Managed Care Organization
    - 63 children HPN/Amerigroup (45/18 respectively)
- 82 children receiving Medicaid need to be transitioned to a Medicaid Provider
- To date there have been 94 Prior Authorizations (PA) submitted to Medicaid for 87 children
  - 45 children we have received a PA, but are on hold for diagnosis verification.
  - 99 children have completed the diagnosis verification and we are waiting on PA.
  - 116 children need the diagnosis verification and PA.
- Total claims submitted to Medicaid \$32,147.92
- Total received from Medicaid \$11,665.85
  - Barriers to non payment are:
    - A lack of certified staff providing services
    - Medicaid as a secondary insurance source

# Questions – Comments

Brook A. Adie MS, LSW

775-687-0555

[baadie@adsd.nv.gov](mailto:baadie@adsd.nv.gov)